



Control Connectors 8P - 12P

Heavy-duty control connectors 8P-12P, with black Type SO cord
 Fully shrouded for impact resistance to insure reliability
 Flip covers on receptacles protect and lock plug to prevent disengagement

	8P	9P	10P	11P	12P
FEMALE FACE VIEW					
COLOR CODE**	1- green 2- orange 3- blue 4- white/black trace 5- red/black trace 6- black 7- white 8- red	1- green 2- orange 3- blue 4- white/black trace 5- red/black trace 6- green/black trace 7- black 8- white 9- red	1- green 2- orange 3- blue 4- white/black trace 5- red/black trace 6- green/black trace 7- orange/black trace 8- black 9- white 10- red	1- green 2- orange 3- blue 4- white/black trace 5- red/black trace 6- green/black trace 7- orange/black trace 8- blue/black trace 9- white 10- black 11- red	1- green 2- orange 3- blue 4- white/black trace 5- red/black trace 6- green/black trace 7- orange/black trace 8- blue/black trace 9- white 10- black 11- red 12- black/white trace
VOLTAGE	600V AC	600V AC	600V AC	600V AC	600V AC
CURRENT/ CONDUCTOR	#12/14.0A #14/10.5A	#12/14.0A #14/10.5A	#12/14.0A #14/10.5A	#12/10.0A #14/7.0A	#12/10.0A #14/7.0A

FEMALE	FIG	FEMALE PLUGS WITH 600V AC NEOPRENE JACKETED SO CABLE AND MATING RECEPTACLES				
#12 6' CABLE	1	34415	34725	65015	—	35629
#12 12' CABLE	1	34416	34726	65017	—	35630
#14 6' CABLE	1	34418	34728	65018	—	35632
#14 12' CABLE	1	34419	34729	65019	—	35633
MATING RECEPTACLE	3	34421	34716	65014	—	35620

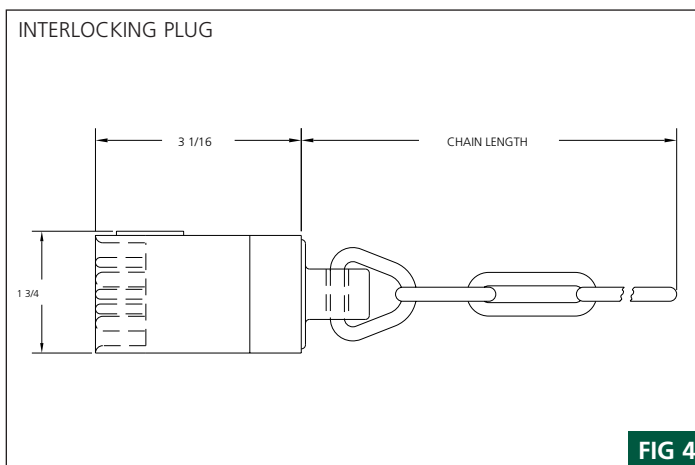
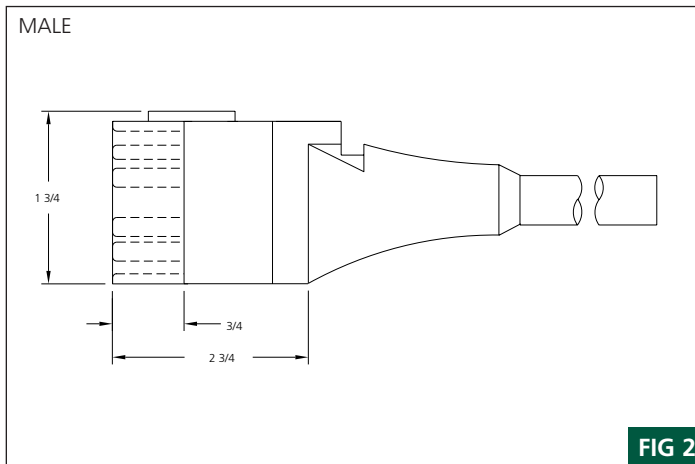
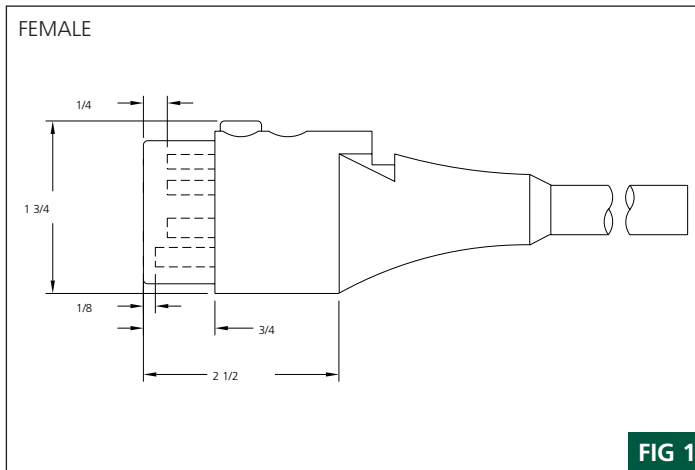
MALE	FIG	MALE PLUGS WITH 600V AC NEOPRENE JACKETED SO CABLE AND MATING RECEPTACLES				
#12 6' CABLE	2	34404	—	65005	65303	35622
#12 12' CABLE	2	34405	—	65003	65302	35610
#14 6' CABLE	2	34406	34717	65006	65305	35653
#14 12' CABLE	2	34407	34718	65004	65306	35654
MATING RECEPTACLE	3	34401	34701	65001	65301	35601

INTERLOCK PLUGS	FIG	INTERLOCK PLUGS PINS 2-8, 3-9, 4-6 AND 5-7 SHORTED, 2' CHAIN				
PLUG WITH #1/0 CHAIN	4	—	34740	—	—	—
INTERLOCK PLUGS	FIG	INTERLOCK PLUGS PINS 2-4, 3-9, 5-10, 6-8, 7-11 SHORTED, 3' CHAIN				
PLUG WITH #1/0 CHAIN	4	—	—	—	—	35664
INTERLOCK PLUGS	FIG	INTERLOCK PLUGS PINS 1-12, 2-4, 5-10, 6-8, SHORTED, 3' CHAIN				
PLUG WITH #4 CHAIN	4	—	—	—	—	35706

**Use 12 conductor cable, black with white trace N/C

Specifications

PLUG DIMENSIONS



MECHANICAL (CORDSET)

PLUG FACE: BLACK NEOPRENE
 SHROUD (MALE ONLY): POLYCARBONATE
 CONTACT: BRASS
 CABLE: BLACK NEOPRENE JACKET, TYPE 50
 UL LISTED, CSA 90° C CERTIFIED

OUTSIDE DIAMETER:

	#14 AWG	#12 AWG
8/C	.765" (19.4mm)	.830" (21.1mm)
9/C	.870" (22.1mm)	1.015" (25.8mm)
10/C	.870" (22.1mm)	.980" (25.0mm)
11/C	.903" (22.9mm)	.903" (22.9mm)
12/C	.903" (22.9mm)	.903" (22.9mm)

STRANDING

41 X #30 65 X #30

MECHANICAL (RECEPTACLE)

HOUSING: NEOPRENE
 CONTACT: BRASS
 FLIP LID: NEOPRENE
 TERMINATION: SCREW TYPE
 TERMINAL WIRE SIZES: #16 TO #12 AWG

ELECTRICAL

VOLTAGE RATING: 600V AC
 AMPERAGE: 7 TO 14A

ENVIRONMENTAL

AMBIENT OPERATING TEMP: -4° TO 194° F (-20° TO 60° C)

CERTIFICATIONS

UL: UL RECOGNIZED, FILE NO E4623

RECEPTACLE DIMENSIONS

