

2P to 6P



Single-Keyway M12 and Dual-Keyway 1/2" - 20 UNF

Single keyway M12 closure caps
 Dual keyway 1/2" - 20 UNF closure caps
 Dual keyway 1/2" - 20 UNF to Mini-Change® quick-disconnect adapters

MICRO-CHANGE SINGLE KEYWAY M12 ACCESSORIES

DESCRIPTION	FIG	3P	4P	5P
METALLIC CLOSURE CAP WITH INTERNAL THREADS	1	80011		
METALLIC CLOSURE CAP WITH EXTERNAL THREADS	2	80015		
NON-METALLIC CLOSURE CAP WITH EXTERNAL THREADS	2	80013		

M12 SINGLE KEY CLOSURE CAP WITH INTERNAL THREADS

M12X1 THREAD INTERNAL

.58"

.45"

6" LONG CHAIN

FOR USE WITH 3 - 5P RECEPTACLES OR 3 - 5P CONNECTORS W/EXTERNAL M12 THREADS

FIG 1

M12 SINGLE KEY CLOSURE CAP WITH EXTERNAL THREADS

.06"

M12X1 THREAD

.57"

.47"

FOR USE WITH 3 - 5P RECEPTACLES OR 3 - 5P CONNECTORS W/INTERNAL M12 THREADS

FIG 2

MICRO-CHANGE DUAL KEYWAY 1/2" - 20 UNF ACCESSORIES

DESCRIPTION	FIG	2P	3P	4P	5P	6P
ADAPTER WITH 1/2 - 20 MALE DUAL KEY TO FEMALE MINI-CHANGE	3	70004	70204	70404	70604	—
ADAPTER WITH 1/2 - 20 FEMALE DUAL KEY TO MALE MINI-CHANGE	4	70005	70205	70405	70605	—
METALLIC CLOSURE CAP WITH INTERNAL THREADS	5	70010				
METALLIC CLOSURE CAP WITH EXTERNAL THREADS	5	70015				

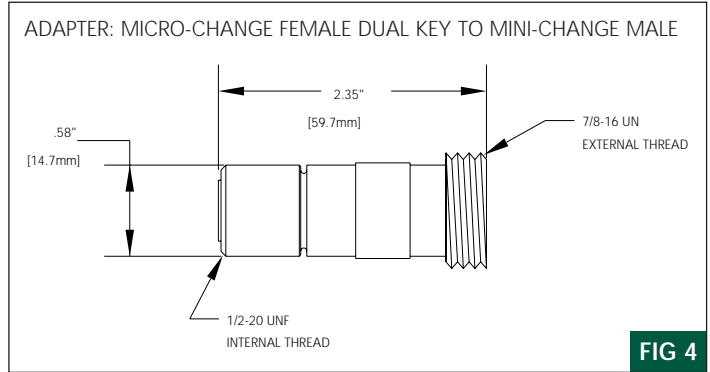
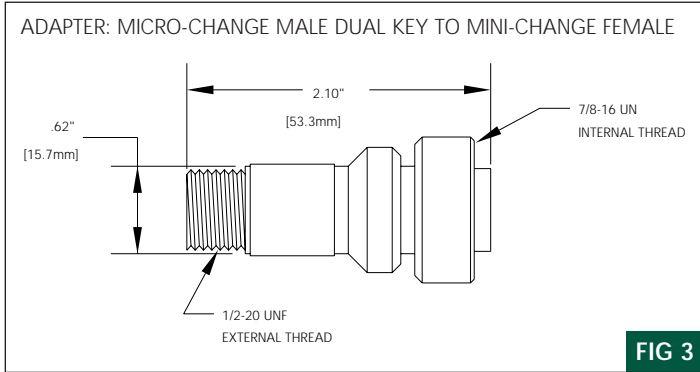
Specifications



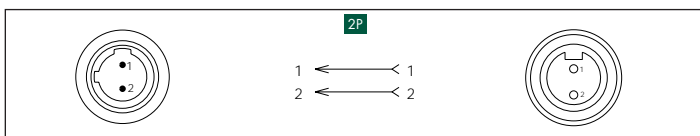
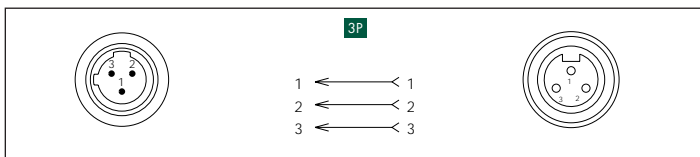
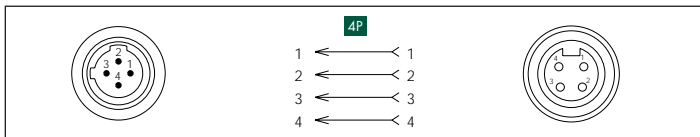
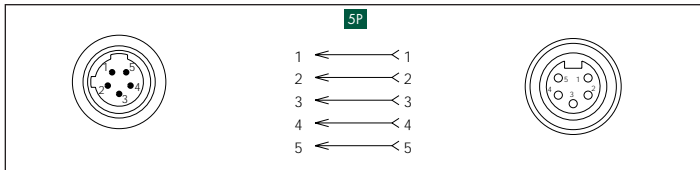
MECHANICAL
 CLOSURE CAPS
 SINGLE KEYWAY M12
 METALLIC:
 NON-METALLIC:
 DUAL KEYWAY
 METALLIC:
DUAL KEYWAY ADAPTERS
 ADAPTER FACE:
 ADAPTER BODY:
 CONDUCTORS:

BLACK ANODIZED ALUMINUM
 NYLON 6/6
 GRAY ANODIZED ALUMINUM
 PVC
 GRAY ANODIZED ALUMINUM
 #22 AWG WITH IRR. PVC INSULATION
 OVER 7 X #30 COP PER STRANDING,
 300V, UL STYLE 1430, CSA REW

MICRO-CHANGE® ACCESSORIES



MICRO-CHANGE DUAL KEY MALE FACE VIEW	CONNECTION DIAGRAM	MINI-CHANGE FEMALE FACE VIEW
--------------------------------------	--------------------	------------------------------



MICRO-CHANGE DUAL KEY FEMALE FACE VIEW	CONNECTION DIAGRAM	MINI-CHANGE MALE FACE VIEW
--	--------------------	----------------------------

